


# Investor conference

Summary of Q1 2026



# About us



**26 years**

on the Polish power engineering market



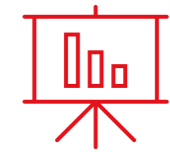
**1500+**

satisfied Clients since 1999



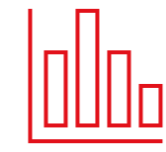
**5000+**

completed projects since 1999



**Since 2007**

on the Warsaw Stock Exchange




**Since 2023**

in the sWIG80 index




**350+**

qualified specialists



**20 PLN m**

dividend payout for 2025



**745 PLN m**

order backlog 31.03.2026



**over 600 PLN m**

company capitalization

# Presentation agenda

Market environment

---

Key contracts

---

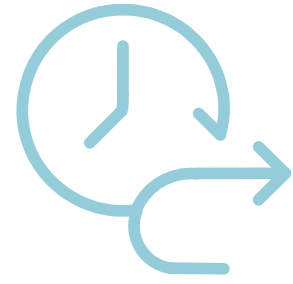
Standalone financial results

---

Questions and answers

---

# Market in Q1 2026



In the period **January-March 2026** construction and assembly production fell by **7.0% y/y**.



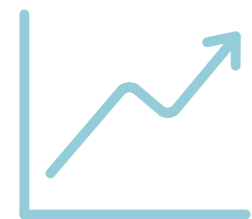
**SAFE** - financing of defense projects starts - Poland has at its disposal **43.7 EUR bn**, which is about **185-190 PLN bn**. It is estimated that 80% will go to the Polish market.



In March of 2026, construction and assembly production prices were **4.7% higher y/y**, - cost pressure in the industry



**Power engineering remains the main market driver:**  
PSE assume capital expenditures of approximately **66 PLN bn in 2027-2036**



**GDP growth: 3.4% y/y** (Q1 2026). Lower pace than in Q4 2025. Slight cycle slowdown. In February of 2026 GDP is 47%



**High competition** results in "price wars" and appeals to KIO (prolonged selection procedures)



**Manufacturing PMI: 48.7 pts** (March 2026). Visible rebound.



**Q1 2026** was for construction **weaker y/y** (very unfavorable weather conditions), the end of the quarter showed a rebound


# Outlook for 2026

Planned acceleration of investments in H22026,  
especially in energy and infrastructure

Increase in defense spending


Energy transition → the largest investment program  
in the history of the market

Integration of energy and security → growing importance of security  
management systems



# Key contracts signed in 2026

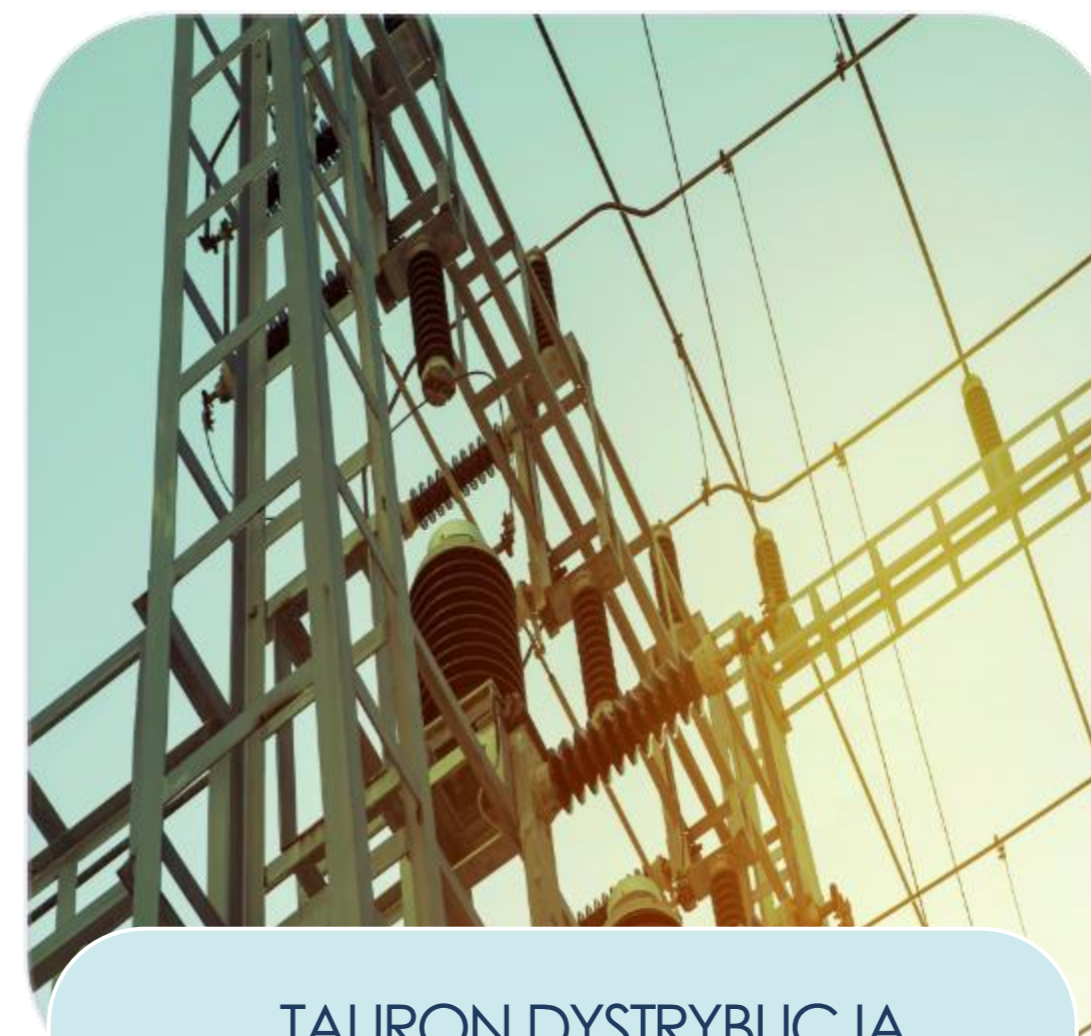
NET AMOUNTS




TAURON DYSTRYBUCJA  
Construction of 110/15 V  
Chrzanów Strefa Main  
Substation  
**Value 41.8 PLN m**



TAURON DYSTRYBUCJA  
Reconstruction of 110kV line  
Radzionków-Julian, Bolko-Rozalia  
**Value 19.5 PLN m**



TAURON DYSTRYBUCJA  
Construction of cable line  
110 kV Gdańska – Zdroje  
**Value 26.2 PLN m**



TAURON DYSTRYBUCJA  
Reconstruction of 110kV  
switchgear at 400/110kV R-3  
PASIKUROWICE station  
**Value 81 PLN m**

# Order backlog

AS OF 31.03.2026

745 PLN m

Total value of the portfolio  
as of 31.03.2026

158 PLN m

Value of contracts signed  
in 01-04.2026

## Portfolio by segments as of 31.03.2026

Power grids

582 m PLN

Installations and infrastructure

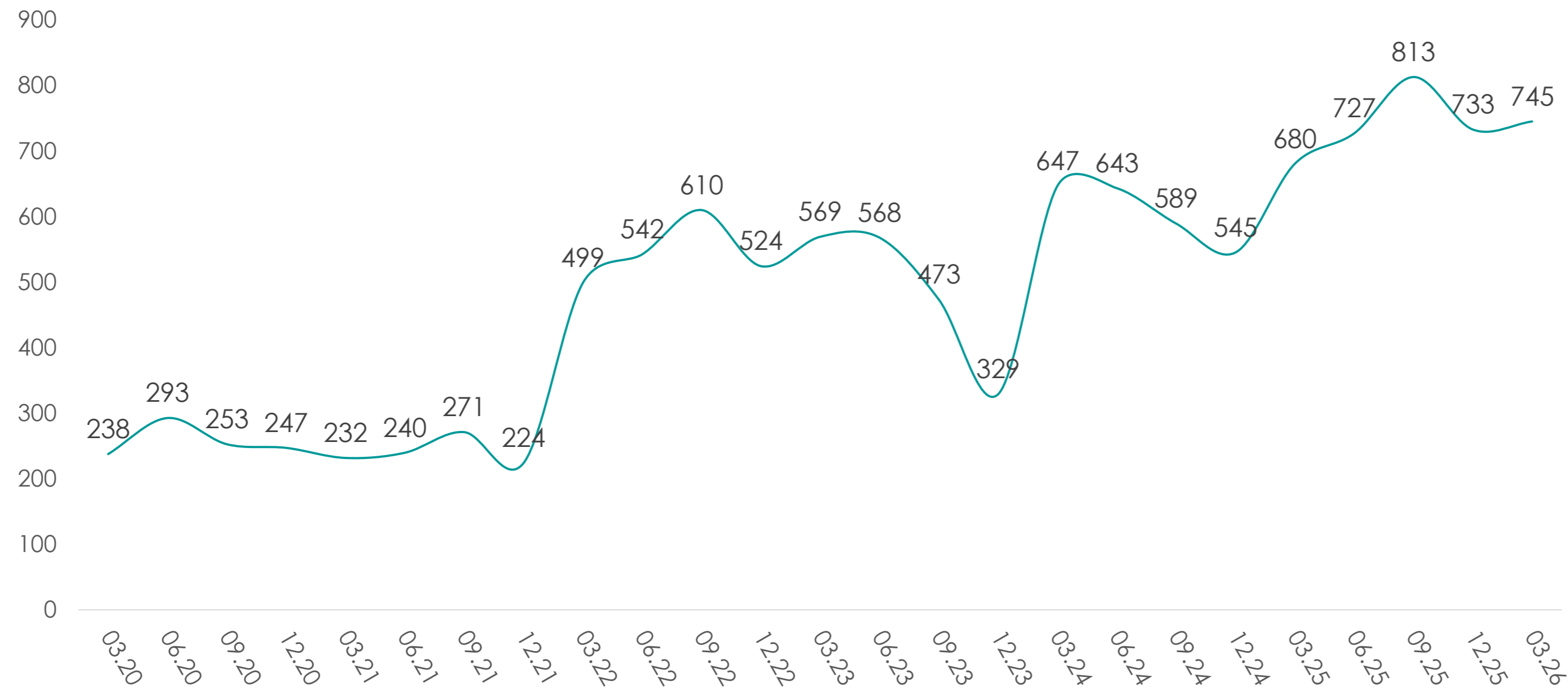
163 PLN m

In the period 01.04.2025 - 31.03.2026 the Company obtained orders with a total value of **660 PLN m**, compared to **520 PLN m** in the period 01.04.2024 - 31.03.2025, which means an increase in the value of concluded contracts by **27% y/y**.

# Order backlog

[in PLN m]

AS OF 31.03.2026



**154 PLN m**

Value of contracts awaiting signature

**380 PLN m**

Planned execution of backlog in **2026**

**365 PLN m**

Planned execution of backlog in **2027-2029**

- The presented order backlog is the total value of works (tasks) remaining to be sold by ELEKTROTIM, determined based on the value of orders currently in execution.
- The order backlog presents the value for sale, without taking into account contract valuations.

**10%** increase in backlog value [relative to 31.03.2025]

# Standalone financial results



# Key figures in Q1 2026

Sales  
revenues

81

PLN m

EBITDA

4.3

PLN m

Net profit

2.2

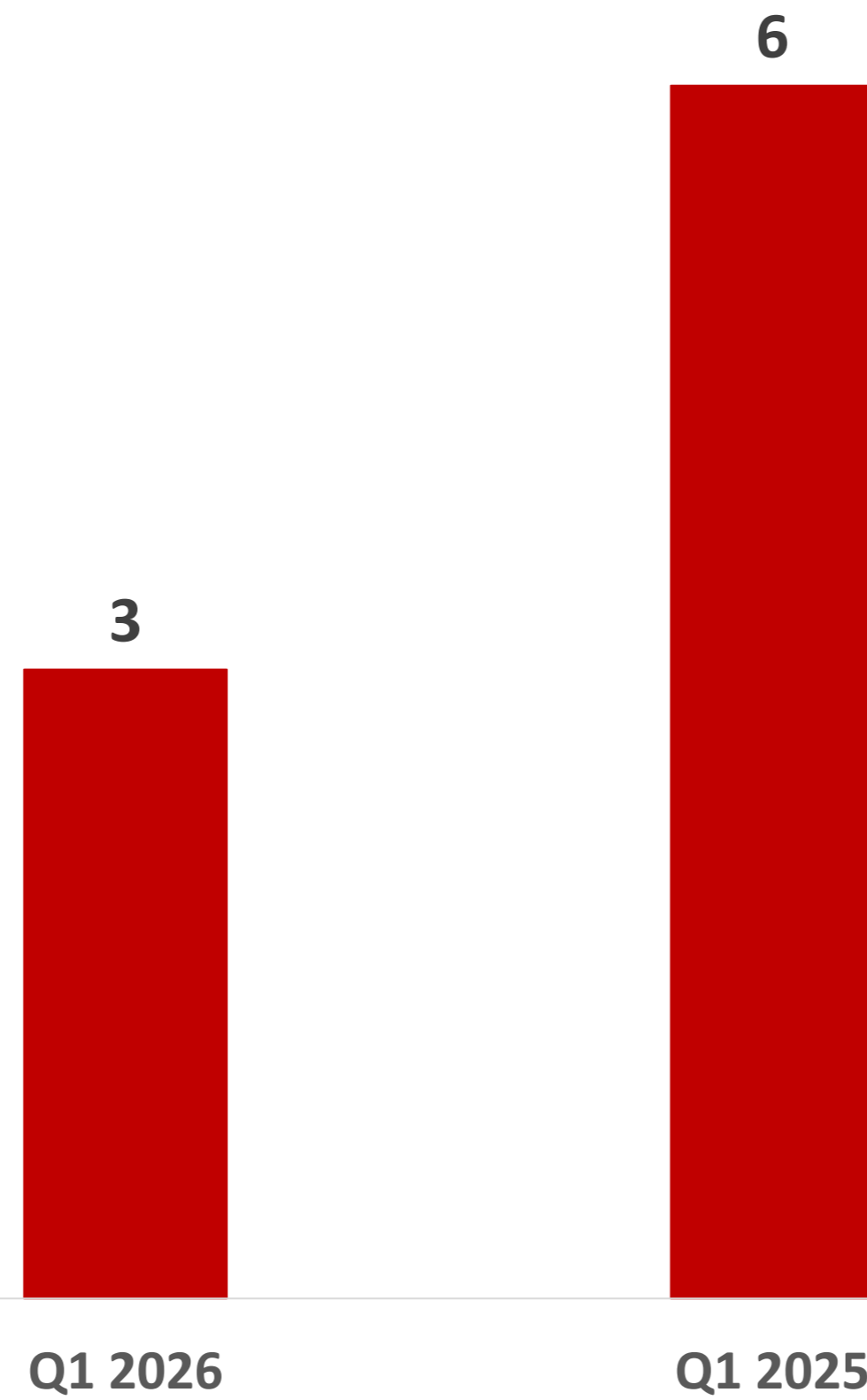
PLN m

# Income statement standalone in Q1 2026

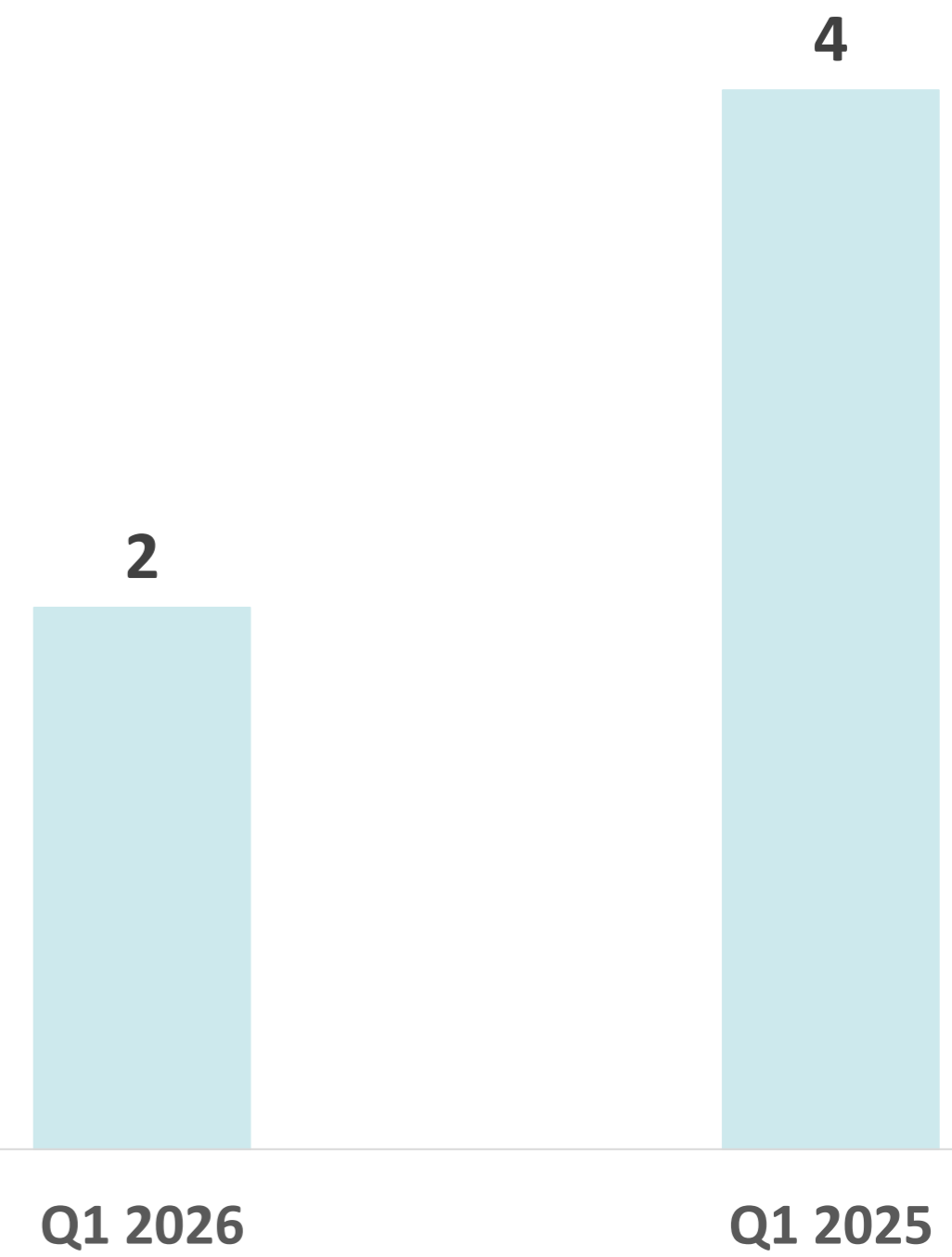
Sales revenues in PLN m



Operating result EBIT PLN m

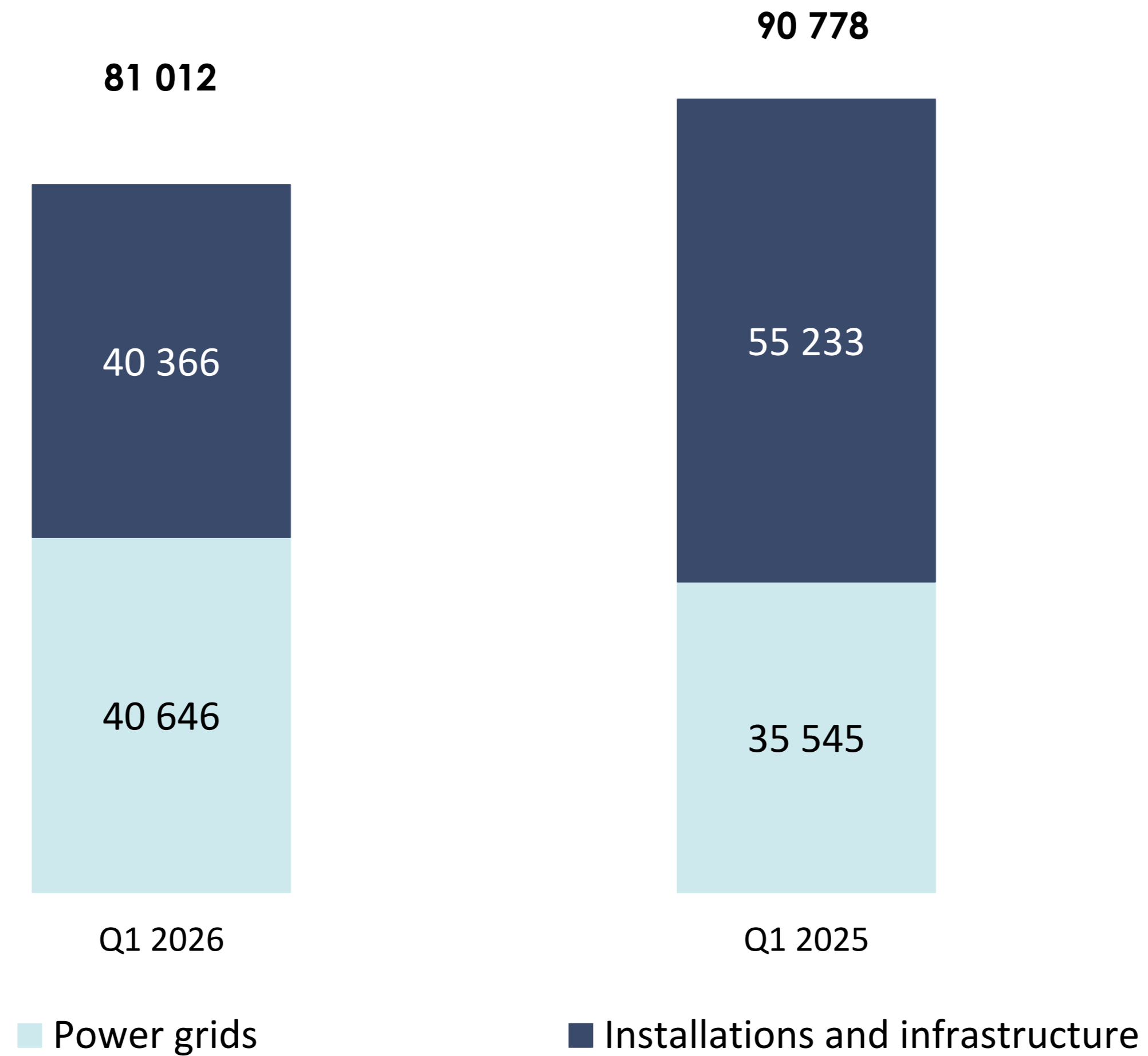


Profit in PLN m



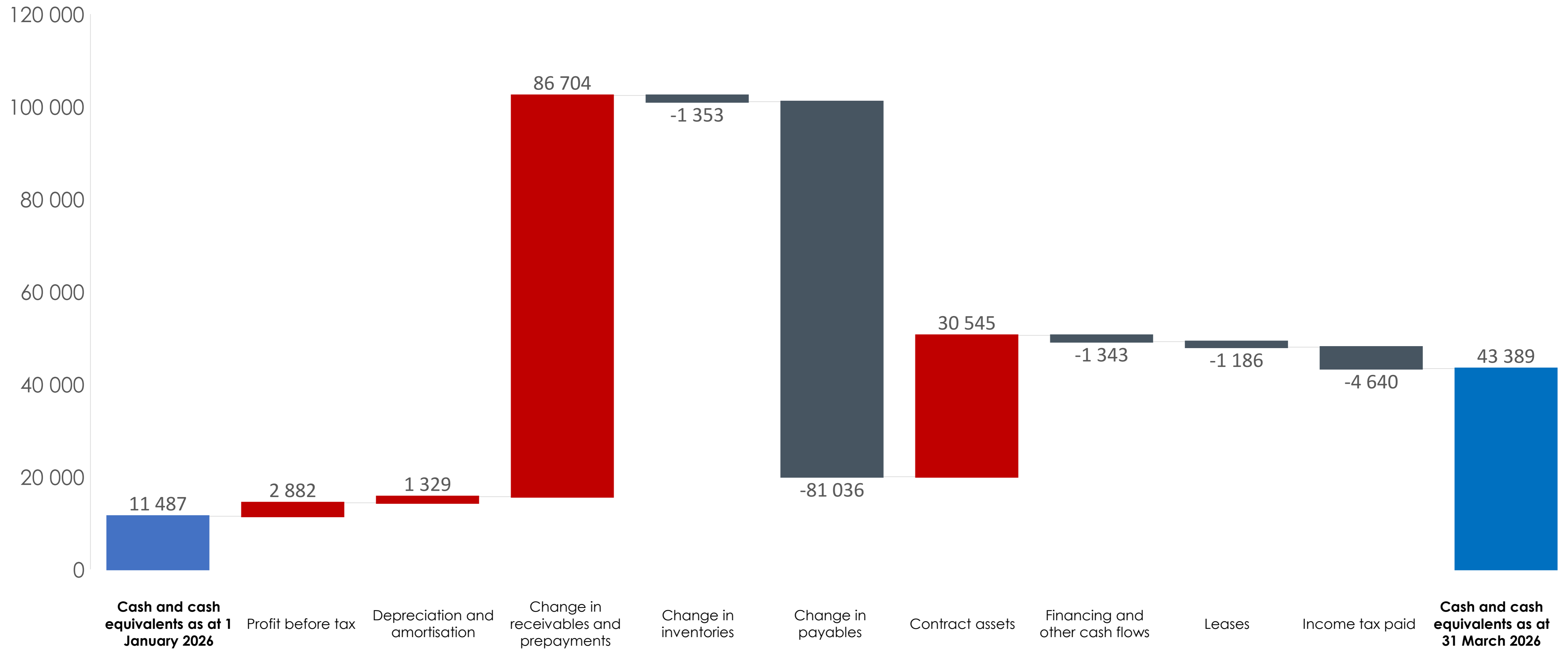
# Standalone revenues by segments in Q1 2026

[in PLN k]



# Cash flows in Q1 2026

[in PLN k]



# Sources of financing in Q1 2026

[in PLN m]

	31.03.2026	31.12.2025
Credit limits	224	227
Guarantee limits including:	655	625
insurance	337	337
bank	318	288

Utilization of credit limits

0

0

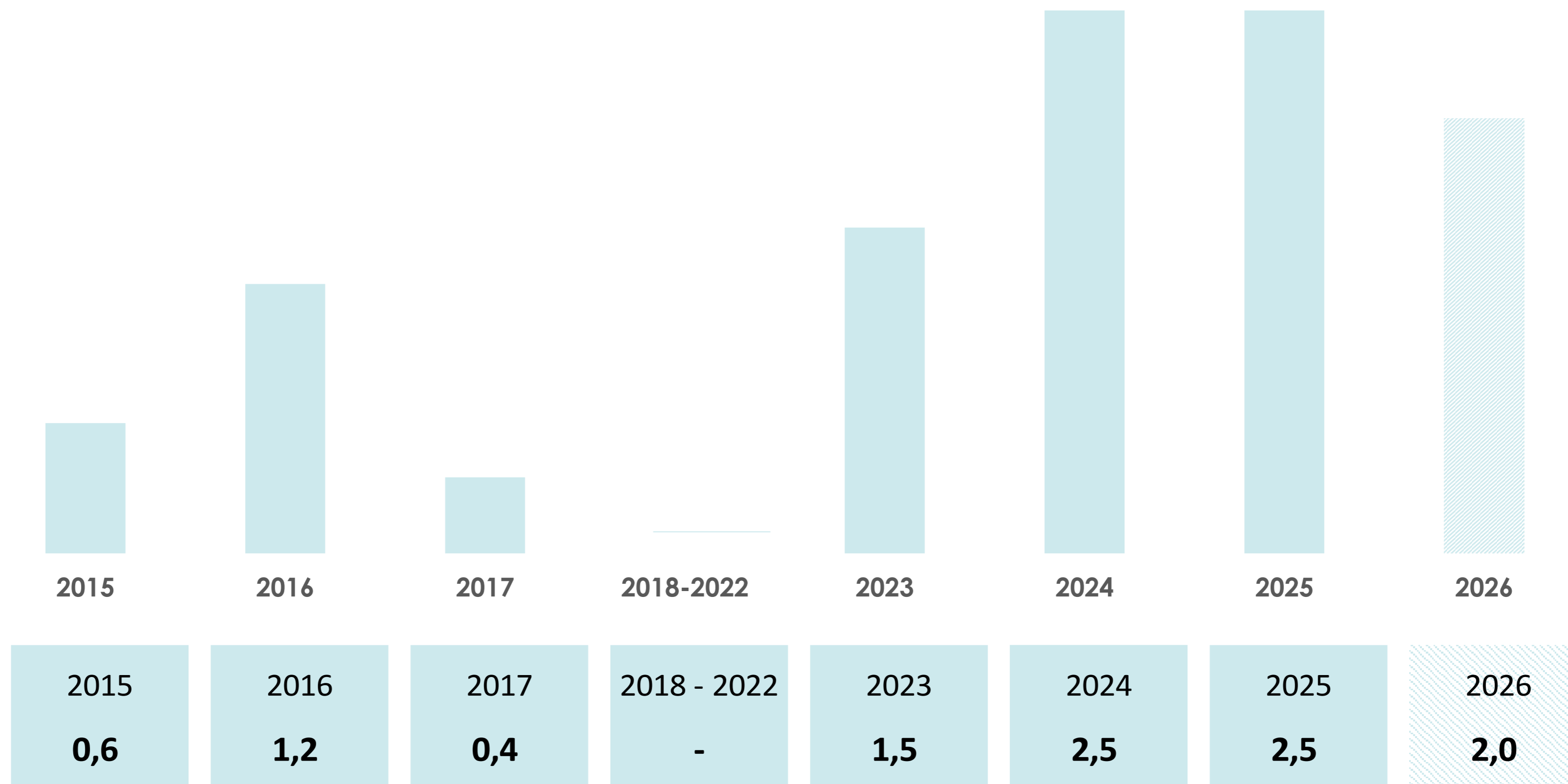
Utilization of guarantee limits

145

133

# Dividend policy

## Dividend PLN



## Dividend PLN/share

Year	Dividend PLN/share
2015	0,6
2016	1,2
2017	0,4
2018 - 2022	-
2023	1,5
2024	2,5
2025	2,5
2026	2,0

Planned dividend payout on 24 / 2026 - **20 PLN m**

Total dividend amount in years 2023 - 2025 **65 PLN m**

# Thank you for your attention

